
Get to know **5** important plugin features
when working with AlphaNodes Redmine plugins.

Get employees on Board. Reach your Goals even faster.

Every business has specific goals.
And they need to be achieved.

With the right tools at hand,
productive entrepreneurs work more
effectively and make fewer mistakes.

| Our tools help you to do so.

Save even more time, coordinate
teams more effectively, streamline
processes and projects, keep track
of all the moving parts, automate
repetitive tasks, centralize external
tool information within Redmine
and much more...

Top 5 plugin features that help you get there.

**| In the age of digital transformations, companies are
confronted with various challenges**

Not only is user behavior changing. But also customer demand
and the arrival of new technologies. How can companies
continue to both satisfy their customers and secure employee
engagement in the future? How can they adapt, break down old
structures or introduce new work processes?

There is no getting around the introduction of useful tools.
Tools that help you keep an overview of the *big picture* and
react quickly when necessary.

It is more important than ever to make work easier for
employees, to access relevant information quickly - from
anywhere, to identify weak points as soon as possible.

In our guide, we present not all, but all relevant functions of our
tools, which will support you in this.

Dashboard Support

| Business value

Companies continue to struggle with creating transparency in business terms. In addition to a holistic overview of all project-relevant content, individual departments or user groups also need access to the information that is important for their work area in order to identify which measures should be taken. Dashboards close this gap. They can be used across Redmine (for all users), as well as for specific application groups (role-based) and personally (private).

| Plugin with this feature

- Automation
- DevOps
- DB
- HRM
- Passwords
- Reporting
- Wiki Guide

Users with appropriate permissions have access to the Dashboard functions.

User without permission have read access to the Default dashboards, only.

Modify active dashboard:

- Name, Description
- Visibility
- Author
- Sidebar activation
- System default

Add available blocks

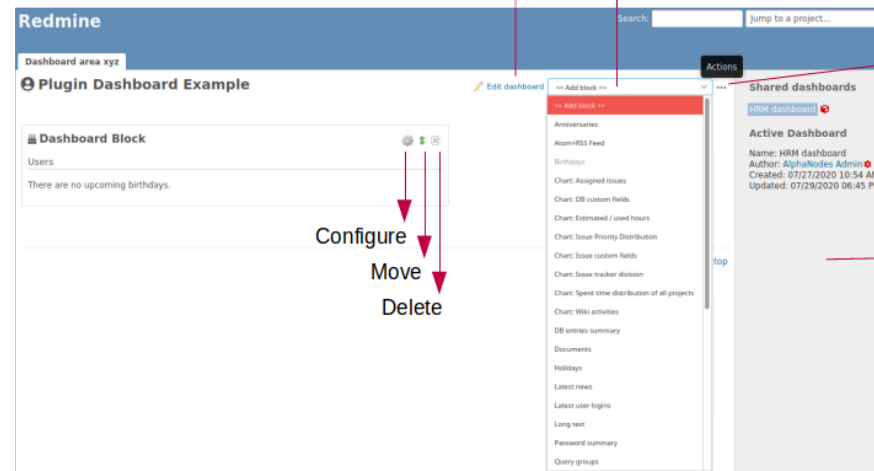
- Those must be positioned afterwards using „Drag & Drop“
- Not available blocks are displayed grey.
- The selection options vary according to the area you are using the Dashboard.

Actions menu

- Add new dashboard
- Enable / Disable Sidebar
- Lists your available dashboards here, if the sidebar has been hidden.

Dashboard Sidebar

- Can be hidden, if necessary
- Allows dashboard switching
- Lists all your available dashboards for switching
- Shows active dashboard infos.
- Visually shows which dashboard is the system default.



| With a dashboard you are always up to date.

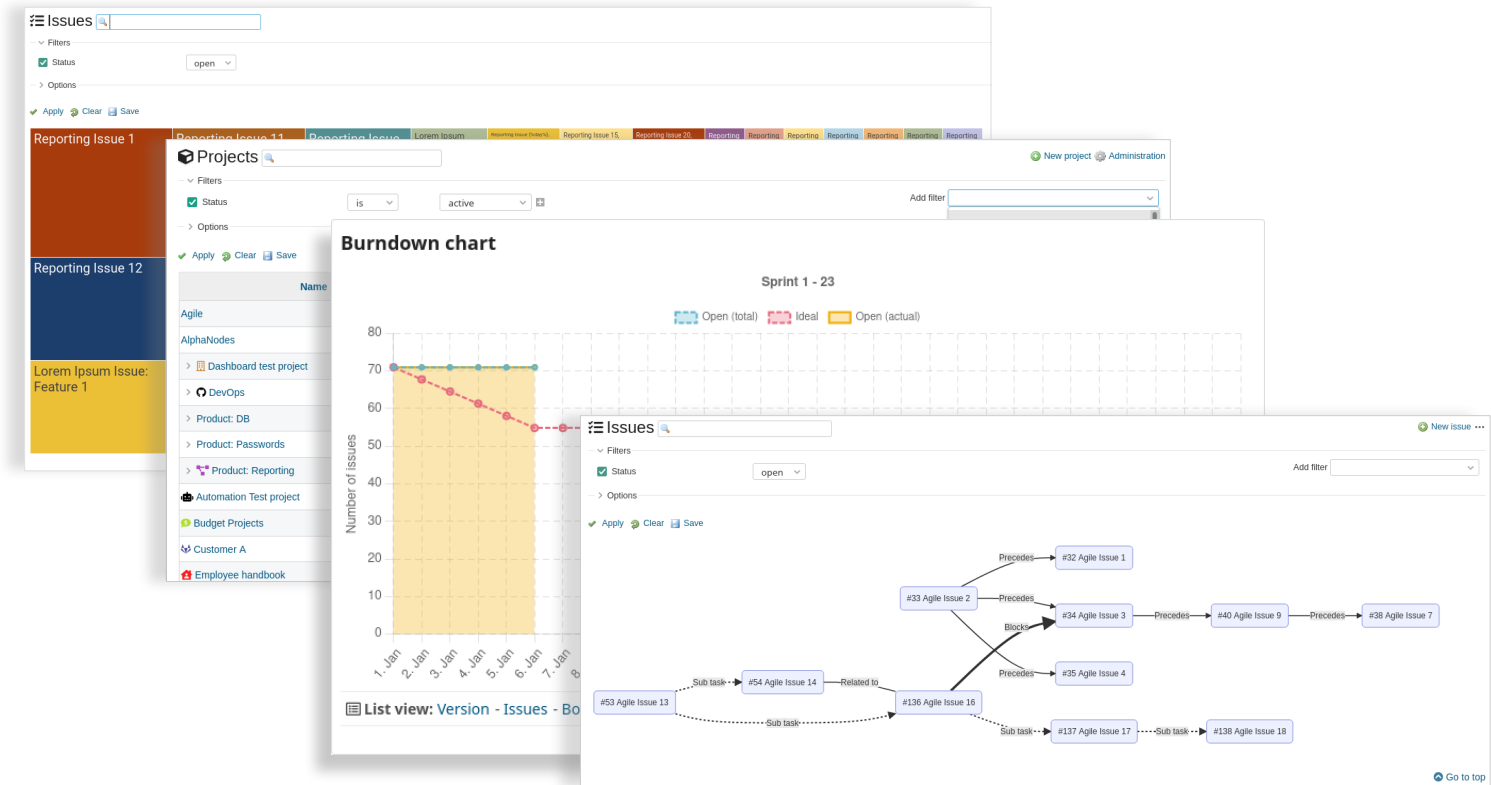
No matter if you are a project manager, a developer, a stake holder or a human resources manager. For every use case, the dashboard provides a way to stay informed on projects and tasks and respond in a timely manner throughout the day. Our plugins support the dashboard deployment by providing dashboard blocks, which you can integrate on the Redmine home page as well as on the project overview.

Access to use the feature is controlled by Redmine's user & role permissions.

Extensive filters & options

| Business value

It is important for companies to be able to identify problems at an early stage and take countermeasures. For this, you need ways to access the relevant information easily. Our plugin fill this gap. By providing additional filters and alternative display options to the content stored in Redmine (e.g. project list, issue list, version list, etc.), this becomes possible.



| Information at your finger tips.

Our plugins seamlessly integrate relevant features into Redmine. Take advantage of many additional filters and visual representation of the familiar lists in Redmine when planning and tracking all your projects, tasks, releases, support requests, etc.

Our plugins provide you with an excellent overview and offer the functions in a standardized way. Which simplifies the application for the user, makes collaboration hassle-free and increases user satisfaction in the long run.

Every user can put together their own preferred display of information.

| Plugin with this feature

- Automation ¹
- DevOps ¹
- HRM ¹
- Reporting

¹ in Bundle with Reporting

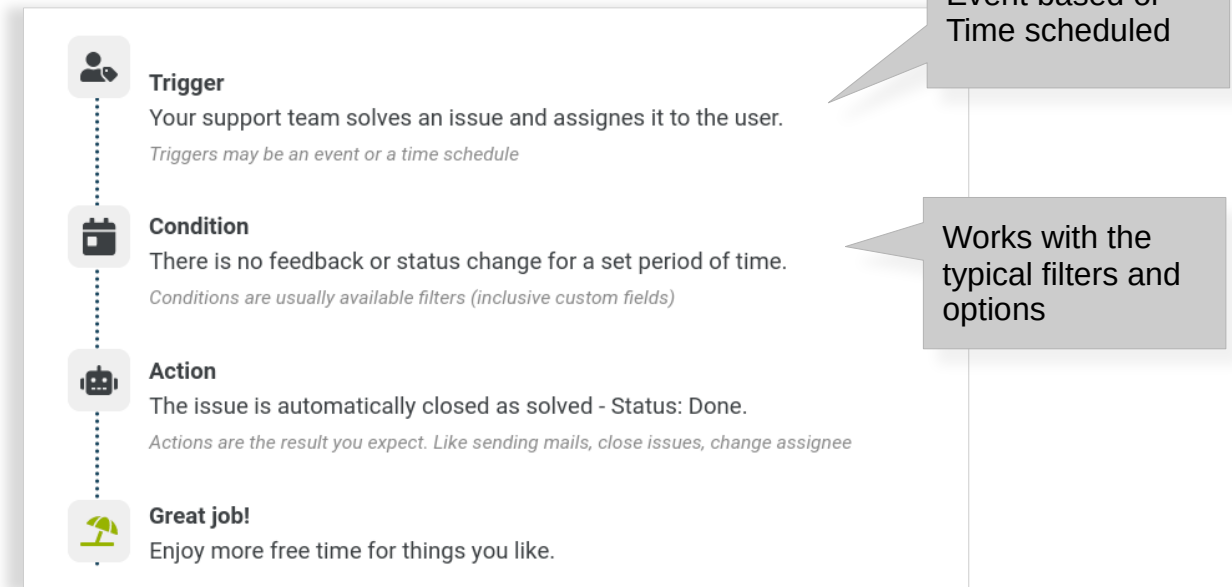
Task & workflow automation

| Business value

Too many project teams are distracted from strategically relevant activities by repetitive, time-consuming and often low-value tasks. It is not uncommon for this to lead to overload, leaving little room for the important projects that lead to greater productivity and efficiency for the business. A task and workflow automation function fills this gap. By providing rules for various as well as allowing repetitive tasks and spent time entries on issues and issue follow-ups.

| Plugin with this feature

- Automation



| Increase efficiency. Reduce costs.

Every company wants to optimize its processes. Be it to increase efficiency, minimize costs or increase revenues. Implementing automation in Redmine can help achieve this in one way or another.

Automation primarily helps to manage the workflow, improve team performance or increase customer satisfaction. By using automation, for example you can:

- drawing attention to unresolved issues and escalating them.
- Close inactive issues after a period of time
- Assign or orphaned issue to someone else etc.

Simply by creating rules which then run automatically (time-controlled or event-based) and take care of it.

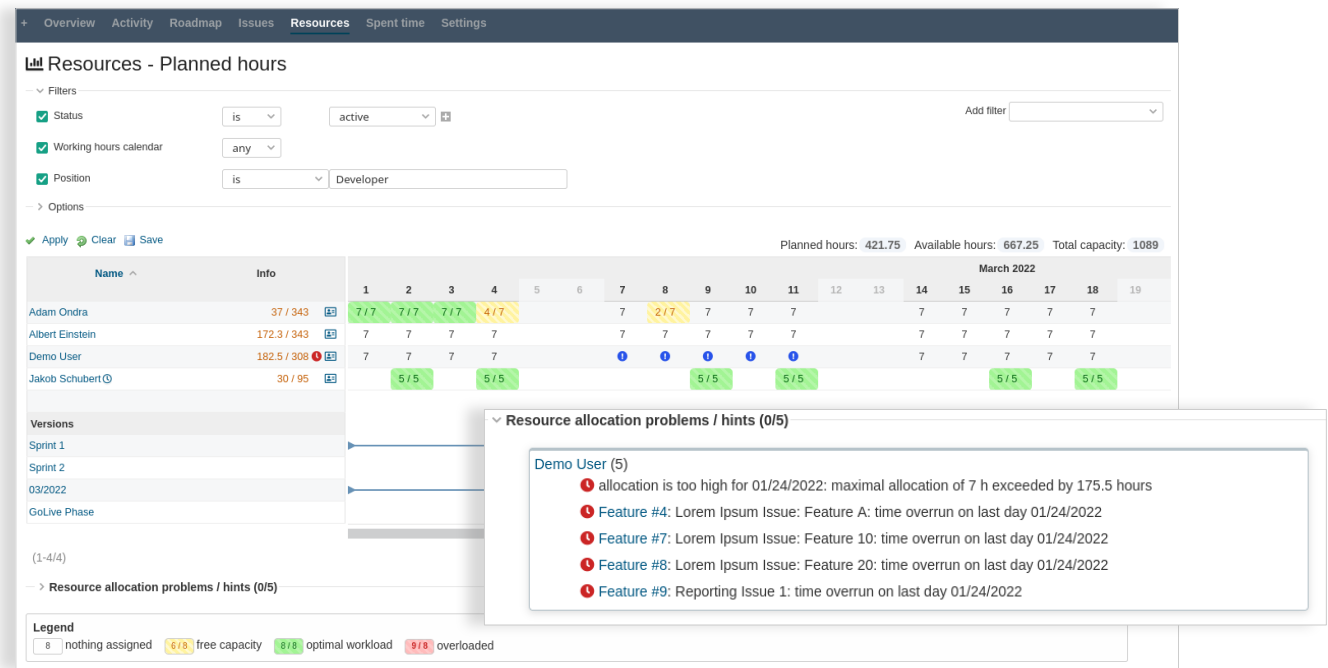
Realistic resource planning

| Business value

In many companies, it's not just one project that gets done. It is common for several teams to work in different customer projects at the same time. If you are still using Excel to keep track of your employees' resources and their attendances and absences, you will quickly reach your limits. A cost-efficient resource allocation and capacity control contributes more than any other element of the portfolio to minimize project cost overruns, missed deadlines and dissatisfied customers & stakeholders. A realistic resource management feature closes this gap. By providing visual resource planning views. Allowing attendance management. By pointing out possible problems in planning.

| Plugin with this feature

- HRM



| Resource management leads to better business outcomes.

If you can overview and analyze your resource capacity compared to demand, you will be able to highlight capacity deficits in order to make new hires. Or to be able to take care of new projects at an early stage.

Regardless of the project method, you can work with agile or waterfall project teams. If problems occur that could cause the entire project to fail, resource planning identifies them early and allows you to counteract them.

A collaborative resource management system with intelligent issue assignment rules not only reduces micromanagement but ensures that everyone is on the same page and that your resources themselves are happy with their tasks and less concerned with firefighting.

Tagging everywhere

| Business value

Some companies find it hard to focus on a special topic and to improve the way they work. Sometimes it's easier to categorize your work and filter lists by using *Tags*.

Tags work like keywords or labels that help you quickly filter specific content in your projects, issues or other Redmine areas (depending on your add-ons). A tagging feature will fill that gap. By providing tagging options for relevant entities and by a centralized tag management.

| Plugin with this feature

- DB
- HRM
- Passwords
- Reporting
- Wiki Guide

The screenshot shows the 'Spent time' interface in Redmine. It includes a navigation menu at the top with options like 'Projects', 'Activity', 'Version list', 'Issues', 'Resources', 'Spent time', 'Calendar', and 'File'. Below the menu, there are filter options for 'Date' (set to 'any') and 'Project's Tags' (set to 'is' and 'Budget'). A table lists spent time entries with columns for 'Project', 'Date', and 'User'. Callouts highlight specific features: 'Tags improve content filtering' points to the filter options; 'Dashboard blocks display content for specific tags' points to the 'Tags' dropdown; and 'Tags allow quick access to a filtered view' points to the 'Issue tags' section, which shows a list of tags and their counts.

Tags improve content filtering

Dashboard blocks display content for specific tags

Tags allow quick access to a filtered view

Issue tags

- Amount tags: 8
- Amount Issues with tags: 13

Name	Count	Count	Count
Feature	2	0	2
Hardware Laptop	1	0	1
Lang DE	1	0	1
Plugin: HRM	2	0	2
Plugin: Reporting	3	0	3
Product Sprint 1	2	0	2
Redmine	1	0	1
Replacement			

Wiki pages

- HR Department: Wiki
- Support Wiki: Document attachments
- Support Wiki: Navigation Concept
- Support Wiki: Plugin FAQ
- Support Wiki: Wiki in general

| TAGs do not only support the work of support teams.

On a high-level base tags categorize the content. One quick look and you know what the project, task or wiki is about. And just one click and you get a filtered view of everything you have tagged.

Working with tags is a fantastic way to categorize, prioritize, and track your workload. And the awesomeness of tags is that they are totally flexible, so you can use them whatever way suits you best.

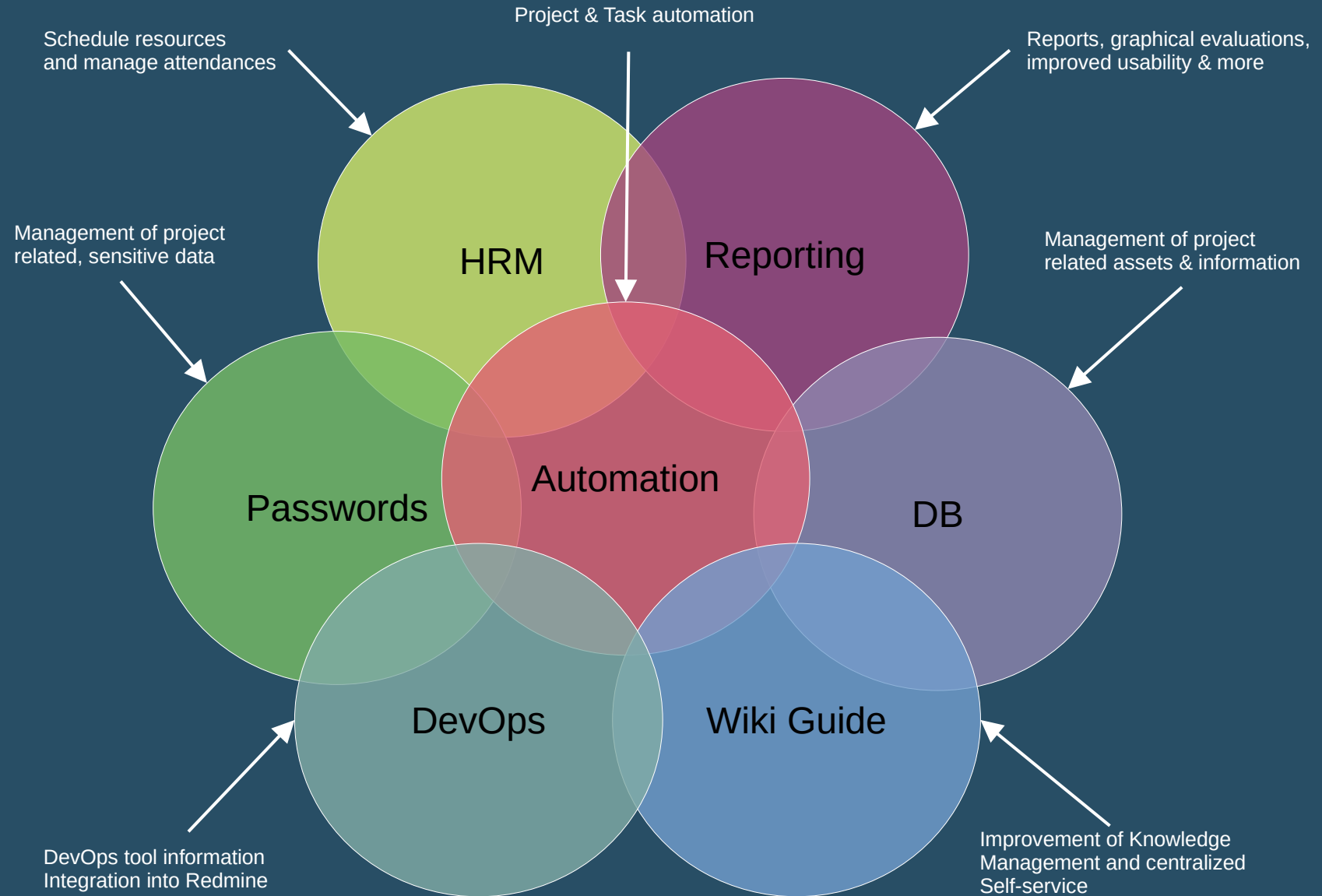
Even if you only work with project tag, you have much more possibilities to filter the project-related content that is not assigned to a tag itself.

Advantages

| Integration & Support

- Seamlessly integrate with Redmine.
- Customize with other AlphaNodes plugins.
- A REST API gives you opportunities to leverage data as you wish.
- A growing over time as our customer's need evolve.
- Multilingual user interface.

Mix & Match Your AlphaNodes Products



Achieve amazing things using AlphaNodes products

*„Every business has specific goals.
And they need to be achieved.“*

| Our tools support you.

AlphaNodes offers seven great products that extend your Redmine to help you back on track.

They help you to get the most out of your application and seamlessly integrate into Redmine.

They are as flexible as your business grows.

AlphaNodes GmbH

| URL: <https://alphanodes.com>

| Product summary: <https://alphanodes.com/products>

| Features: <https://alphanodes.com/redmine-plugin-features>

| Imprint / legal notice: <https://alphanodes.com/imprint>